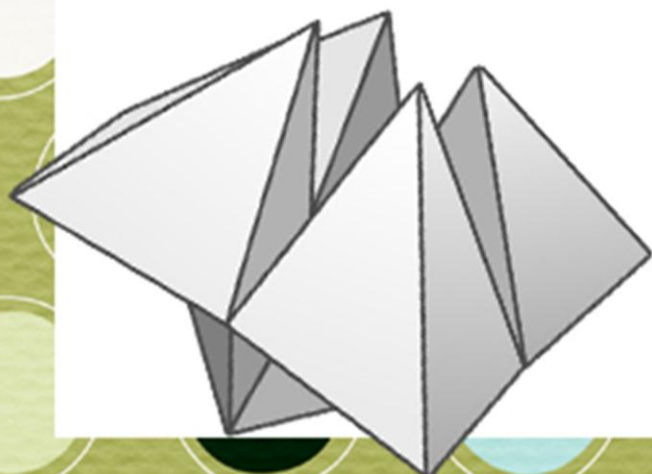


NONFICTION

COOTIE

CATCHERS



Nonfiction Comprehension Cootie Catchers

The students love them already, why not use cootie catchers for a fun lesson or center activity. I'm sure your students already know how to fold the cootie catchers, but if you need a quick review, you can check out this youtube video at:

<http://www.youtube.com/watch?v=h-1Ab1U9Wrw>

For this activity, I've included cootie catchers for different comprehension aspects of nonfiction. The whole class could use one specific cootie catcher, or you could assign different groups different cootie catchers if doing a full review. They also make a fun center activity.





To complete the activity, have students cut out the square and fold the cootie catchers. Students must work with a partner. The first partner chooses a color, then the partner holding the cootie catcher spells out the color, moving the flaps in and out, and side to side in time with the letters. The first partner then chooses a number from the inside numbers shown. The partner with the cootie catcher then counts up to this number, in the same manner as before. The second partner then chooses another number from the numbers shown. The partner with the cootie catcher lifts the flap under the number and reads the question or prompt for the first partner to answer.

I'm also including a blank template. I think using cootie catchers could be a great way to review before a social studies or science test. Students could come up with questions to write inside the spaces, and get together with a partner to study. The template could also be used to study quick math facts.





Lettering and Graphics on cover page licenced from Lettering Delights. (www.letteringdelights.com)







Nonfiction – Author's Purpose

 green	4 four	5 five	 red
3 three	<p>Were there text features to help you determine the author's purpose? What were they?</p>	<p>Do you think the author achieved his or her intended purpose?</p>	6 six
2 two	<p>Why do you think the author wrote your text?</p>	<p>What did the author have to know to write this text?</p>	7 seven
 blue	1 one	8 eight	 purple





Nonfiction – Point of View

 green	4 four	5 five	 red
3 three	<p>Is the narrator of your text biased or reliable? How do you know?</p>	<p>Do you agree with the author's point of view in your text? Why or why not?</p>	6 six
<p>Whose viewpoint is missing from your text?</p>		<p>Give a quote from the text that shows the author's point of view.</p>	
 blue	2 two	<p>How would your text change if it was written from a different point of view?</p>	7 seven
<p>What point of view is your text written from?</p>		<p>Compare the point of view in your text to another text you have read.</p>	
1 one	I	8 eight	 purple

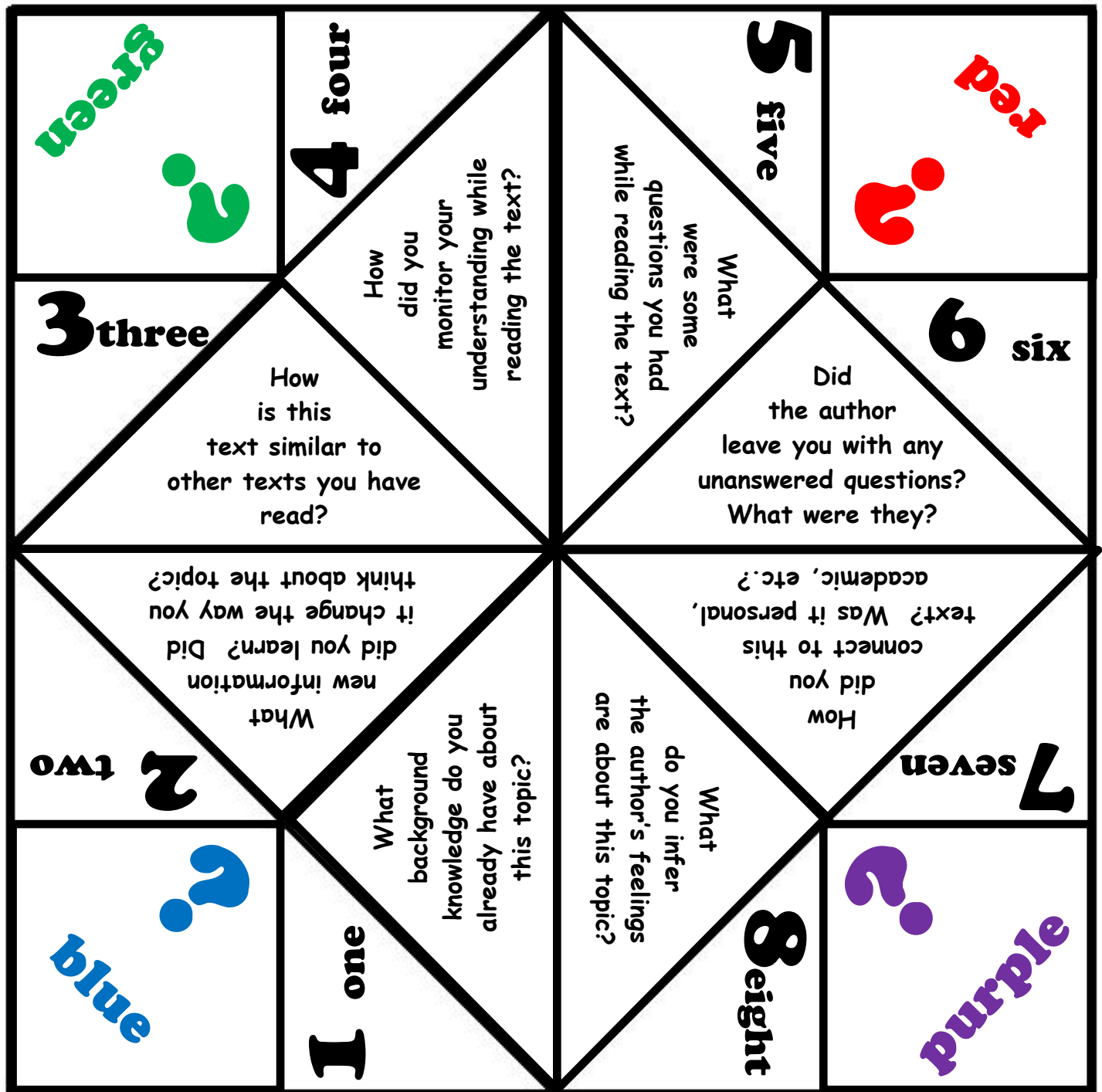
Nonfiction – Summarizing and Predicting

 green	4 four	5 five	 red
3 three	<p>If the author wrote a second text, what do you predict it would be about?</p>	<p>What is the main idea from your text? How do you know?</p>	6 six
<p>If you could rename the text, what title would you give it? Why?</p>	<p>Summarize your text in 20 words.</p>	<p>What are the three most important facts from your text?</p>	7 seven
<p>Looking at the table of contents, what do you think will be the most interesting chapter?</p>	<p>What is your text about? Why did you pick this text?</p>	<p>Looking at the front cover, what are two predictions you can make about the text?</p>	 purple
 blue	1 one	8 eight	





Nonfiction – Text Features

 green	4 four	5 five	 red
3 three	<p>Are there tables or graphs in your text? Why did the author include them?</p>	<p>Was there a glossary in your text? How does it help you understand the text?</p>	6 six
<p>How did the pictures help you understand the text better?</p>		<p>If you were the author of this text, what text features would you include? Why?</p>	
 blue	2 two	<p>Did the author use bold font or different font sizes? Why?</p>	7 seven
<p>What text features are in your text? Why did the author use them?</p>		<p>Is there an index at the back of your text? How does an index help you?</p>	
1 one	8 eight	 purple	





Nonfiction – Comprehension Strategies







Nonfiction – Miscellaneous (1)

	4 four	5 five	
3 three	<p>How did the author introduce the text? Were you hooked?</p>	<p>How was the text organized? Was it easy to follow?</p>	6 six
<p>What tense was the text written in? Give an example to prove your answer.</p>		<p>Would you add more text features? What would they be?</p>	
	2 two	<p>Why do you think the author chose this topic to write about?</p>	7 seven
<p>What topic was discussed in the text?</p>		<p>What was one fact you learned from the text? Why will you remember this fact?</p>	
1 one		8 eight	<p>Did you learn any new words? What were they? How did you find their meanings?</p>

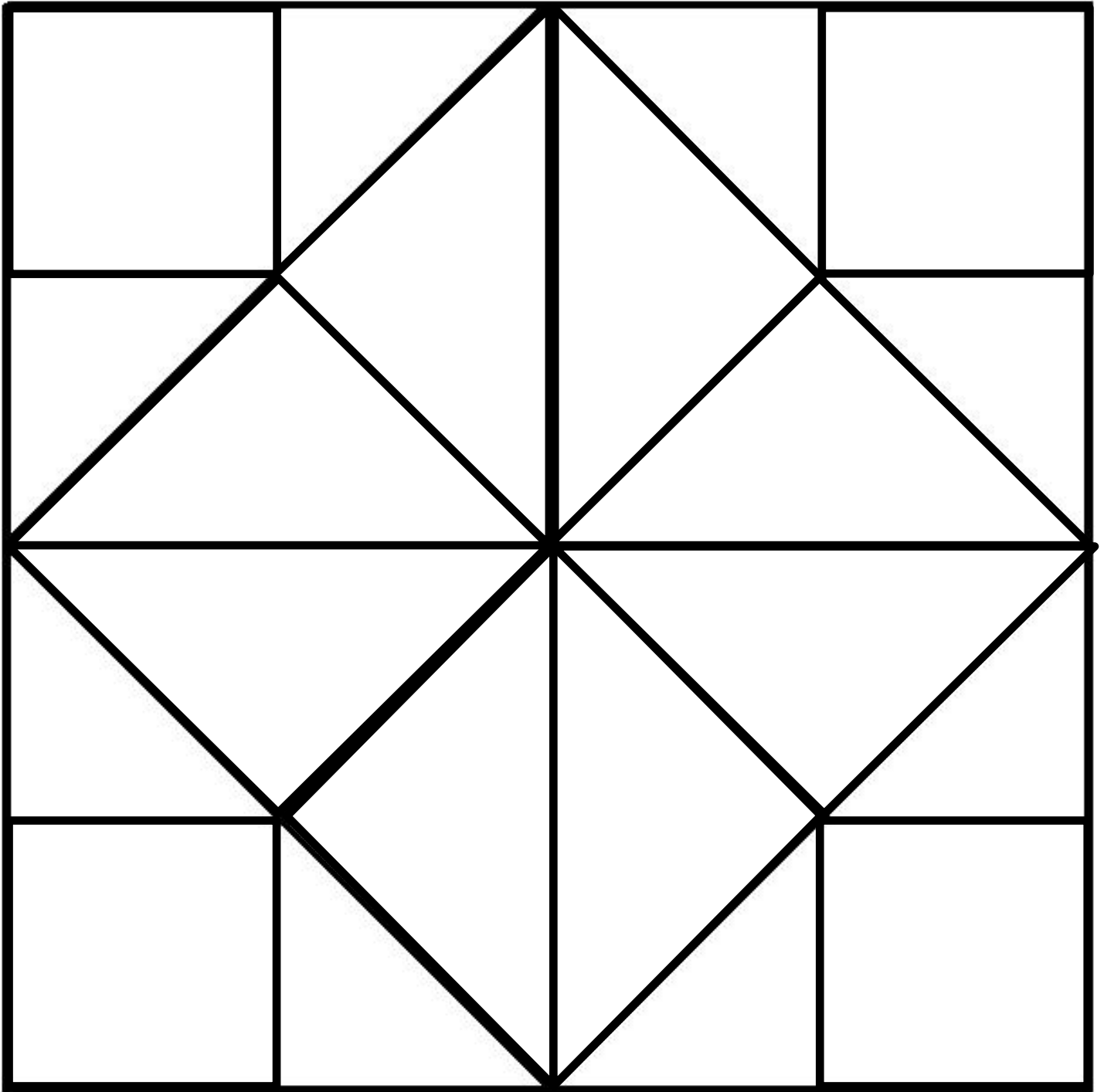
Nonfiction – Miscellaneous (2)

 green	4 four	5 five	 red
3 three	<p>Where did the author find the information to write this text?</p>	<p>How did the text end? Were you satisfied with this ending?</p>	6 six
2 two	<p>Did you read this text differently? How?</p>	<p>What else would you like to learn about this topic?</p>	7 seven
 blue	1 one	8 eight	 purple

Nonfiction – Miscellaneous (3)

 green	4 four	5 five	 red
3 three	<p>Did the author make this topic interesting? Why or why not?</p>	<p>What does the title tell you about this text?</p>	6 six
<p>What information did you find the easiest to visualize? Why?</p>		<p>Were subheadings used in your text? If so, how did they help you?</p>	
 blue	2 two	<p>What did you find most interesting about the text? What about least interesting?</p>	 purple
<p>What new information would you share with a friend? Why?</p>		<p>How has the author made it easy for you to find information?</p>	
1 one		8 eight	7 seven

Blank Template



Runde's Room

<http://www.teacherspayteachers.com/Store/Rundes-Room/Products>
www.rundesroom.com

Thank-you for taking the time to visit my store and downloading one of my products. All of my products have been used in my classroom with great success. I sincerely hope you find this resource a useful tool for your classroom.

I have a large collection of language and math resources suitable for grades between 4 and 10, including my popular writing workshop units and cootie catchers.

If you are looking for novel unit ideas, I have an extensive unit plan for Chris Van Allsburg (an inferring unit focussing on six of his books), as well as a novel unit for Joey Pigza Swallowed the Key. I also have bundles of materials to use while studying the reading comprehension strategies, a HUGE 183-page Reading Comprehension Strategy Resource Binder, and a comprehensive 156-page Literary Elements Resource Binder.

I also have a large collection of products for your SMARTboard, including language lessons, math lessons, math games, music lessons and mini-units, and many more.

Check back often as more products are being added all the time!

© 2012 J. Runde: Runde's Room. All rights reserved. Purchase of this unit entitles the purchaser the right to reproduce the pages in limited quantities for classroom use only.

Duplication for an entire school, an entire school system, or commercial purposes is strictly forbidden without written permission from the author: Runde's Room:
jenrunde@yahoo.com

Copying any part of this product and placing it on the internet in any form (even a personal/classroom website) is strictly forbidden and is a violation of the Digital Millennium Copyright Act (DMCA).

Runde's Room

<http://www.teacherspayteachers.com/Store/Rundes-Room/Products>
www.rundesroom.com

